


The entire page is framed by a border of pink cherry blossoms with green leaves. The central text is set against a white background within a pink border.

The 37th
**Washington
Spring
Ball**

**Saturday, May 6, 2023
Silver Spring Civic Building**

A decorative border of pink cherry blossoms with green leaves frames the left and top edges of the page. The background is a light pink gradient.

Music by Terpsichore:
Elke Baker, violin
Liz Donaldson, piano
Ralph Gordon, cello

Ball Co-chairs **Bob Mathis**
Joanie Blanton

Program **Melissa Running**
April Blum

Registrar **Bob Hershler**

Booklet **April Blum**
& Decorations

Buttons **Joanie Blanton**

Hospitality **Kappy Laning**

Program Order

(The dances are printed in alphabetical order.)

Mendocino Redwood	6
Fenterlarick	4
Dance of a Lifetime	3
Rain on the Roof	7
Way of the World	8
Eastbourne Rover	4
Flora and Phäon	5
Halsway Manners	5
Set For Spring	7

Break

Leslie's Valentine	6
The Webmaster	8
Dancing Across the Atlantic	3
The Invitation	6
Blackheath	3
The Fandango	4
Hole in the Wall	5
Softly, Good Tummas	7

Written Description Notes and Clarifications:

1s means first or top couple.

2s means second or bottom couple in duple minor sets, and middle couple in 3-couple sets.

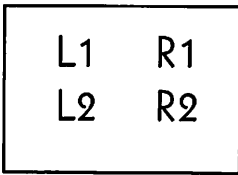
3s means third or bottom couple in 3-couple sets.

In set dances, the lead couple may also be called Actives.

CW means clockwise; CCW means counterclockwise.

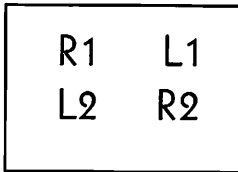
Changes of a Circular Hey means without hands.

Changes of Rights and Lefts means with hands.



Duple Minor Proper

In the box on the left, duple minor proper, the two dancers labeled L1 and L2 are in the Left file, dancing the same role. Their partners are in the Right file, dancing the same role. L1 and R2 are 1st corners, standing on the left diagonal. L2 and R1 are 2nd corners. 1s are facing down, 2s up.



Duple Minor Improper

In the box on the left, duple minor improper, the 1s have traded places; now the two Rs, who are dancing the same role, are standing in 1st corner position (on the left diagonal). Their respective partners are the Ls, in 2nd corner position.

Unless otherwise specified:

"Cross and cast" means cross by the right and dance down the outside.

"Back to back" starts by passing right shoulders.

"Turn single" means over the right shoulder (CW).

Circular heys and rights and lefts start with Partner.

Circles and stars are all the way around.

Corner changes are by right shoulders.

Two-hand turns are CW.

What does "A1" mean? Most of the dances (not all) are in four phrases: a first melody line repeated twice (A1, A2) and the rest of the melody, also repeated twice (B1, B2). The descriptions of the movements for each phrase are printed next to the musical phrase to which they should be danced.

Blackheath

Duple Longways

Dance reconstructed by Kalia Kliban to "Blackheath" Playford 1701

A1	Left File dancers each dance CW around their respective Partners (crossing above). 1s lead down and cast up. (Home)
A2	Right File dancers each dance CCW around their respective Partners (crossing above). 2s lead up and cast down. (Home)
B	1 st Corners meet and retreat; 2 nd Corners the same. Full double figure eight begins with the 2s (below) casting up as the 1s cross down to start. (Home) 1s two-hand turn down the center as 2s cast up.

Dance of a Lifetime

Circle Mixer, partners facing in and out

Dance by Joseph Pimentel to "Yonder, Year by Year" by Dave Wiesler 2010

A1	Partners take right hands, balance and trade places (box the gnat). With the dancer on the left diagonal, left hand turn once around, end facing Partner.
A2	All that again, but end by turning to face right—the outside circle is facing CCW and the inside circle is facing CW.
B1	All single file promenade two waltz steps. Cast right to face Partner, and Partner back to back, ending in promenade hold facing CCW.
B2	Promenade CCW three waltz steps. Turn in toward Partner to face CW. Promenade CW two waltz steps. Inside circle cast right to next Partner <u>while</u> outside circle turns single left.

Dancing Across the Atlantic

Duple Longways

Dance by Loretta Holz to "Dancing Up a Storm" by Charlene Thomson 2003

A1	1s Chase: Top 1 st Corner leads a full figure-eight down around the 2s (Partner follows), passing the bottom 1 st Corner by the left to start, ending with 1s above improper.
A2	2s Chase: Bottom 1 st Corner leads a full figure-eight up around the 1s (Partner follows), passing the top 1 st Corner place by the left to start, ending with 2s below, all improper.
B1	2 nd Corner places take right hands, then left hands and turn halfway. Back to back Partner on the side of the set.
B2	1 st Corner places take right hands, then left hands and turn halfway. Back to back Partner across the set.

Eastbourne Rover

3-Couple Longways Set

Dance, Kevin Prigmore 2015 to "The Serpent With Corners" by Thomas Bending 1999

A1	Right File Chase: Top dancer crosses the set above Partner, dances behind the Left File, across the bottom of the set and ends home. Middle dancer waits 2 bars, crosses above Partner to follow #1. Bottom dancer waits 4 bars, crosses above P to follow #2. Home
A2	Left File Chase as above.
B1	Top two couples circle left and half poussette CW to trade places.
B2	Bottom two couples circle right and half poussette CCW.

The Fandango

3-Couple Longways Set

Dance reconstructed by W.S. Porter 1931 to "The Fandango" Thompson 1765

A	Actives (1s), turn by the right once around, long cast to middle place as the 2s move up. Actives turn by the left once around, long cast to the bottom as the 3s move up. (2-3-1)
B	Slipping circle left and right. Actives lead to the top and cast down to middle place (3s move down). Actives turn single down and out to finish facing first corners. (2-1-3)
A	Corner/Partner Figure: Actives two-hand turn first corner, then Partner, then second corner, then Partner, until the original right file dancer is facing down, and the left file dancer is facing up.
B	Actives dance a full figure-eight around the end couples, passing right shoulders with their 2 nd corners. Actives pass through middle place on own side to switch ends and dance a hey for 3 across the set. Actives meet in the middle and lead down as 3s cast up. (2-3-1)

Fenterlarick

Duple Longways

Dance by Joyce Walker to "Nancy's Fancy" by Fred Grimshaw

A1	1 st Corners, curvy siding over and back; set and turn single.
A2	2 nd Corners the same.
B1	Right file cross the set through the Left file and cast around their respective Partners back to place; Left file the same. (Home)
B2	Left hand turn Partner three-quarters to form a wavy line up and down, with 2 nd Corners taking right hands. 2 nd Corners right turn once and a half to change places <u>while</u> 1 st Corners orbit CCW halfway. Partners turn by the left three-quarters in progressed places.

Flora and Phäon

Duple Longways

Dance reconstructed by Andrew Shaw to "The Yellow Joak," Walsh 1718

A1	Circle left halfway. Set to Partner.
A2	Circle left halfway. All turn single up. (Home)
B1	1s cast down <u>while</u> 2s meet and lead up. Partners two-hand turn.
B2	2s (above) cast down as 1s lead up. 1s cast down as 2s lead up. All cloverleaf turn single, 1s down and 2s up (to new Neighbors).

Halsway Manners

3 Couple Longways Set

Dance by Mary Devlin to "Halsway Manor Jig" by Liz Donaldson 2001

A	Lines of three forward and back. Ends (1s and 3s) dance back to back, <u>while</u> 2s ("Actives") dance a right shoulder round once and a half to change places, ending facing the left file, improper.
B	Actives dance a dolphin hey in the left file, passing right shoulders with the top dancer to start, and ending at the bottom. Actives then dance a dolphin hey in the right file, passing left shoulders with the top dancer to start and ending at the bottom of the set. Actives take inside hands and lead up.
C	Actives split the 1s (top couple) with a handy hand turn ending above. 1s face down and split the 3s (bottom couple) with a handy hand turn once and a half, ending 2-3-1.

Hole in the Wall

Duple Longways

Dance reconstructed by Douglas and Helen Kennedy 1927 to "Hole in the Wall,"
Playford 1698

A1	1s cast down around the 2s, meet below and lead up to place.
A2	2s cast up around the 1s, meet above and lead down to place.
B1	1 st Corners, Hole-in-the-Wall change. 2 nd Corners the same
B2	Circle left halfway, 1s cast down as 2s move up.

The Invitation

Square Mixer

Dance by Gary Roodman to "The Invitation" by Kate Barnes 1989

A	All circle left halfway, two-hand turn. Heads pass through and courtesy turn. Sides the same. (Home)
B	First and third repeats: Heads lead out to the right (Left Head dancer leading) and face the side couple. All change right shoulder and face in. All take hands except the 1s ("Open Circle") and circle left a few steps (Left Head in the lead). The Left Head dancer leads a new partner back to original home position. All 4 Left dancers make a left hand star and turn it halfway. All set and back to back a new Partner. Second and fourth repeats: Heads lead out to the left (Right Head dancer leading) and face the side couple. All change left shoulder and face in. Take hands in an Open Circle and circle right a few steps (Right Head in the lead). The Right Head dancer leads a new partner back to original home position. All 4 Right dancers make a right hand star and turn it halfway. All set and back to back a new Partner.

Leslie's Valentine

Duple Longways

Dance by Scott Higgs to "Miss Grace Hayes' Delight" by Neil Gow, 18th century

A1	Top 2 nd Corner sets to bottom 2 nd Corner. Both turn single. Top 2 nd Corner casts into a single file circle for three with the 2s. Partners end facing each other up and down on the side.
A2	Partners set and turn single, and chase three places CW. The 2s are above, improper.
B	1s dance a CW Mad Robin up around the 2s. Form a line of four: 1s two-hand turn all the way around ending proper in the center while the 2s two-hand turn just halfway, and cast out to the end of the line. Up a double and back. Set, and 2s (on the outside) gate the 1s up and around to progressed place.

Mendocino Redwood

Duple Longways

Dance by Beth Zekley, Bob Fraley, Mary Devlin to "Woodlands Walk" by Jonathan Jensen 2005

A1	All face up. Up a double and back. 2s half-figure-eight up.
A2	All face down. Down a double and back. 1s half-figure-eight down.
B1	Right hand star, left hand star. (All improper but not progressed.)
B2	2 nd Corner places change by the left, others change by the right. Partners two-hand turn to end proper facing up.

Rain on the Roof

Duple Longways

Dance by Chris Sackett to "The White Petticoat," Irish Traditional

A1	Neighbors set and turn single; Neighbors start two changes of Rights and Lefts. Face Partner across.
A2	Partners set and turn single, circle left three places, pass through.
B1	Partners lead out and back, Neighbors two-hand turn and pass through.
B2	Partners lead out and back, circle left three places, Neighbors pass right shoulder.

Set for Spring

Duple Longways

Dance by Joseph Pimentel to "Set for Spring" by Dave Wiesler 2015

I	A	Up a double and back. That again.
	B	Chorus: 1 st Corner places set to each other, turn single and cross on the diagonal (chevron), passing right shoulders to end facing out. These two back straight across the set to end in 2 nd Corner places as their respective Partners cast along the set (1s down, 2s up) to end in 1 st Corner places. These new 1 st Corners set to each other, turn single, and chevron, with their Partners casting up or down (1s above). CW half pousette (progressed).
II	A	Right shoulder siding. Left shoulder siding.
	B	Chorus as above.
III	A	Arm right. Arm left.
	B	Chorus as above.

Softly Good Tummas

Duple Longways

Dance and tune by Nathanal Kynaston, Walsh 1718, reconstructed by Andrew Shaw

A1	Chase CW halfway in two doubles; meet on the diagonal, turn single left, clap.
A2	Chase CCW (home); meet on the diagonal, turn single right, clap. Finish facing Partner.
B1	1s cast down as 2s lead up. Partners set and start two changes of Rights and Lefts.
B2	Neighbors set falling back. Partners cross right shoulder. 1s turn by the right down the center to end below and proper <u>while</u> 2s dance up the outside to end above and proper.

The Way of the World

Duple Longways Improper

Dance by Jenna Simpson 2016 to "Mundesse," Playford 1650

A1	All set forward on the diagonal. Take hands and fall back into a circle. Circle left halfway, Partners change right shoulder. (1s below)
A2	Double half-figure-eight plus lead up: 2s (above) cast down, 1s cross up. 1s cast, 2s cross up. Then 2s cast down <u>while</u> 1s lead up, right hands joined. Partners turn right halfway. (Home)
B	Star right halfway, turn single left; star left halfway, turn single right. (Home)
C	Duchess of York Street cast and chase: Top 2 nd Corner (the "Line Leader") casts CW below the 2s and dances across the set and up and around the Top 1 st Corner to end above at the end of a line facing down. Bottom 1 st Corner waits 4 beats, then casts CW to follow the Line Leader. Bottom 2 nd Corner waits 8 beats, then casts CW to follow. Top 1 st Corner waits 12 beats then turns single CW to finish at the right end of the line facing down. All take hands in a line, with 2s proper in the center, and 1s improper on the ends.
D	Down a double, fall back. 2s gate the 1s up through the middle to progressed places.

The Webmaster

Triple Minor

Dance and tune by Melissa Running 2018 for Will Strang

A1	1s split the 2s to start a full mirror hey, ending with 1s and 2s facing each other at home.
A2	1s and 2s right shoulder siding. 2s pivot to face the 3s below and 1s pivot to face each other across. All do right shoulder siding with the person they are facing.
B1	Weave the Ring: Starting with this same person and passing right to begin, dance a full circular hey for six, ending in original places.
B2	1s cross and cast (2s move up). 1s cross right (proper) and flip to face in. Lines of three fall back and dance forward to form a ring.
C1	Slipping circle to the left and back to the right.
C2	3s (below) gate the 1s down and around; the 2s (above) gate the 1s up and around.

Special Thanks to:

**The ECD Committee
Anne deBuys, Ann Dorsey,
Bob Hershler, Linda Marshall
and Angela Nugent**

Will Strang

The Rich Galloway Fund

**Folklore Society of
Greater Washington**

**Montgomery County
Community Access Program**

**Staff of the
Silver Spring Civic Building**

**and the many volunteers who help
make the Spring Ball happen**

Schedule

**All at the Great Hall,
Silver Spring Civic Building
801 Ellsworth Drive
Silver Spring, Maryland**

Practice Session, 2-5 pm
Callers **Melissa Running**
and **April Blum**
Music by **Tina Chancey**
and **Paul Oorts**

**Dinner on your own at one of the
many local restaurants**

Reception, 7:00-7:30

Dance 7:30-11:00